





## Alloys



- Stainless Steels (martensitic, ferritic, duplex)
- Carbon Steels
- Beryllium Copper
- Phosphor-Bronze/Brass
- Nickel & Ni-Alloys
- Copper & Cu-Alloys
- Special Alloy

Find our complete range of alloys [here](#).

## Competences

- Flat wire from 0.20 to 10 mm (0.0079"–0.3937") width and 0.05 to 2.5 mm (0.0020"–0.984") thickness
- Tolerances: thickness from  $\pm 2$  micron ( $\pm 0.000078$ "), width from  $\pm 10$  micron ( $\pm 0.000039$ ")
- Rolling ratio up to 50:1
- Natural edges, rounded edges, rolled edges, defined radii.
- Tensile strengths according to customer specification
- Conditioning (spools) according to [separate datasheet](#).

Version	Description	Dimensions	Tolerances	Ratio
	Flat wire, natural edges	Width: 0.200 – 10.0 mm 0.0079" – 0.3937" Thickness: 0.050 – 2.50 mm 0.0020" – 0.984"	From $\pm 0.050$ mm $\pm 0.0020$ " From $\pm 0.002$ mm $\pm 0.00008$ "	up to 50 : 1
	Flat wire, rounded edges	Width: 0.200 – 10.0 mm 0.007874" – 0.3937" Thickness: 0.050 – 2.50 mm 0.0020" – 0.984"	From $\pm 0.010$ mm $\pm 0.0004$ " From $\pm 0.002$ mm $\pm 0.000078$ "	up to 50 : 1
	Flat wire, rolled edges	Width: 0.200 – 10.0 mm 0.0079" – 0.3937" Thickness: 0.050 – 2.50 mm 0.0020" – 0.984"	From $\pm 0.030$ mm $\pm 0.0012$ " From $\pm 0.010$ mm $\pm 0.0004$ "	up to 40 : 1
	Square / rectangle, with defined radii	Width: 1.500 – 6.00 mm 0.0591" – 0.2362" Thickness: 1.000 – 2.50 mm 0.0394" – 0.984"	From $\pm 0.030$ mm $\pm 0.0012$ " From $\pm 0.020$ mm $\pm 0.0008$ "	up to 40 : 1



## Applications

- Springs for general use
- Automotive
- Aerospace
- Electric/Electronic
- Medical
- Environmental Technology
- Watch making Industry
- Textile
- Heating Elements

SBA-002 / Edition 2025/10

The information in this document is informative only. Information provided does not constitute any contractual commitment or warranty of any kind

